



Altra Proportioning System





Daily Cleaner & Odor Usage Guide



Scan to view all the Safety Data Sheets (SDS).

Altra Proportioning System

- ✓ **Compact**
Install compact Altra proportioning systems in virtually any custodial closet and maximize storage space.
- ✓ **Green Cleaning**
Designed for maximum effectiveness while being ecologically safer. Several Altra products are Green Seal™ certified.
- ✓ **Flexible Packaging**
Eliminate product waste with Altra's flexible packaging, delivering a 99.9% product evacuation rate.
- ✓ **Super Concentrated Products**
Altra super concentrated products reduce labor time and offer superior end-use cost.
- ✓ **Proprietary Technology**
Manufactured with proprietary technology, the Altra proportioning system's innovative design and Altra super concentrated products produce maximum efficiency.

	CLEANER SOLUTIONS	DESCRIPTION	USAGE
	Altra Pro Multi-Purpose HP	General purpose cleaner for use on hard surfaces, such as floors, walls, fixtures, and other surfaces where water can be easily used.	Fill labeled spray bottle using the Altra Pro dispersing system with hydrogen peroxide cleaner. Apply to an area to be cleaned using a microfiber towel or mop and wiping motion.
	Altra Pro Tub, Tile and Bowl Cleaner	Is a concentrated, heavy duty foaming acid cleaner designed to remove tough hard water deposits, standing water rings, soap scum, lime scale, and mildew build-up on various restroom surfaces.	Fill labeled spray bottle using the Altra Pro dispersing system, thoroughly spray surface to be cleaned. Allow to stand 1 to 2 minutes, wipe off with a clean, damp cloth or sponge. Rinse surface with water.
	Altra Pro Multi-Purpose Glass Cleaner	Provides the most efficient cleaning action and best polishing without streaking.	Fill labeled spray bottle using the Altra Pro dispersing system, apply to an area to be cleaned. Wipe dry with a clean microfiber towel.
	Altra Pro Odor Counteractant	Is a true "on contact" odor eliminator when sprayed directly onto to the source.	Fill labeled spray bottle using the Altra Pro dispersing system, apply directly to the odor source area to neutralize the odor causing material. Let dry.
	Altra Pro Muscle Cleaner	Is a spray & wipe, concentrated cleaner for use on hard surfaces to remove tough stains, adhesives, or markings.	Fill labeled spray bottle using Altra Pro dispersing system, apply onto soiled area and wipe clean. No rinsing is required. Can be applied to area multiple times if necessary for complete removal.

Altra Proportioning System 1.25L Bag

Install & Dispensing Instructions

Connecting 1.25L Bags to Altra Pro Unit.

1. Remove the 1.25L bag from the selected solution carton.
2. Open the Pro unit product compartment, depress the top of the unit with your fingers and pull the compartment down towards you with your other hand.
3. Align the Pro unit connector cap lug with 1.25L bag metering plug channel. Rotate clockwise to lock in place.
4. Fit 1.25L bag neatly into product compartment with hose bard pointed downward.
 - Ensure chemical line is not pinched.
5. Close Pro Unit product compartment.

Dispensing Diluted Product into 32oz. Trigger Spray Bottle.

1. Use appropriate labeled empty 32 oz spray bottle and slide up over the 5-inch matching labeled solution discharge hose.
2. Push back lever to dispense cold water diluted product.
3. Once spray bottle is filled (approximately 2 inches from top), release lever to avoid over filling.

Dispensing Diluted Product into Mop and Bucket/Other Equipment.

1. Position the Pro Unit discharge hose into the mop bucket or other equipment.
2. Press green button below appropriate product to dispense cold water diluted product.
3. For hands-free operation, push the appropriate green button once to dispense cold water diluted product. Once filled, push the green button again to stop product flow.

Altra Proportioning System Troubleshooting Guide

The water continues to slowly flow after I release the high flow operating button(s).

The water will continue to flow for a few seconds after the operating button is released. If it continues to drip, this means that the seal has moved out of its original position. Turn off the water faucet. Then cycle each high flow button for 12 cycles. Turn the faucet back on and continue to use.

Concentrated product is not being pulled into the tubing when connected.

First, disconnect the Altra Pro bag and then press on the white tip in the grey Quick-Connect to ensure it is opening. Reconnect the Altra Pro bag and try again.

Second, if product is still not flowing, disconnect the Altra Pro bag and connect to a different grey Quick-Connect to check if the Altra Pro bag is malfunctioning. If product is still not flowing, replace the Altra Pro bag and check with MasVida customer success personnel for replacement product.

Third, if product begins to flow you should replace the grey Quick-Connect on the original tubing. Check with a MasVida customer success representative for a replacement Quick-Connect.

There is concentrated product dripping from the outlet hose.

This means your check valve is malfunctioning. Check with a MasVida customer success representative for check valve replacement.

Product has dried within the product tubing.

Check with your a MasVida customer success representative for replacement tubing, and for the most updated grey Quick-Connect.

